


Crystal **WheDI**

Wheel Direction Indicator

Innovative Parking Aid System



Get the feel how the front wheels are positioned!

For Passenger & Utility Vehicles

Sticker Attach Type
No Power Needed

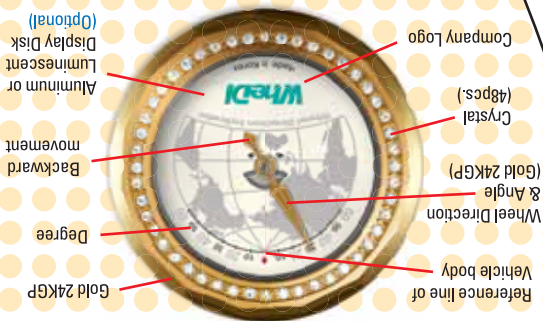
GOLD
24KGP

Decorated with
Crystal



Made in KOREA

The Most Beautiful Indicator ~



WheDI makes driving more fun !!

- International Patent No. PCT/KR2009/002188
- Patent application No. 10-2009-0028582
- Design application No. 30-2009-0007363
Monopoly Product; Counterfeit must be investigated

Wheel Direction Indicator **WheDI**

- Develop parking skills for Beginners !
- Added convenience for Experts !
- Convenient in any Car !




- Name : WheDI
- Material : PC, ABS, Crystal
- Size : 55mm(D) X 12mm(H), 20g
- For Vehicles, Easy to attach and detach

Applicable Wheel's Tilt Angle : more than 50°



Applicable



Inapplicable

No interference with airbag systems in the car.

Features

1. Innovative Parking Aid System - Wheel Direction Indicator (WheDI)
2. Indicator of front wheel positions - 0 to 50 degree revolutions
3. Long lasting luxury external surface & needle - 24K Gold plated
4. Luxury interior decoration style - 48 crystals included in design
5. Fits on all kinds of passenger and SUV vehicles (universal application)
6. Simple Installation - No wires and holes need (sticker attach type)
7. Easy to adjust for the indicator's reference point
8. No power source necessary - gravity powered
9. Luminescent display disk for dark operation (optional)

Benefits

1. Displays where the wheels are directed prior to parking
2. Know where the wheels are positioned prior to driving
3. Real time indicator of wheel directions
4. Semi-permanent use
5. Luxury jewelry interior decoration
6. High quality and cost effectiveness
7. Can be used as a company promotion item or souvenir
8. The WheDI can also be used for most motor boats.

Installation Guide

1. Lines up the steering wheel to be a neutral condition and the front wheels to be a straight.
2. Takes off the vinyl of a self-adhesive sticker, and it attaches to the center of a steering wheel.
* Recommended to safely put 3M sticker over the flame of portable gas lighter for 2~3 seconds to make a stronger adhesion)
3. Try to turn it with a right or left in order to come the WheDI's needle to the reference line.
4. Turn the steering wheel with a right and left, and confirm whether the directions of WheDI's would be the same with the directions of the actual front wheels.

One year warranty on our WheDI.

Warranty does not cover : 1) Mis-use 2) Re-Assembly 3) Out of order due to Force Measure
There will be no A/S for damage by dismantling or rebuilding the product.